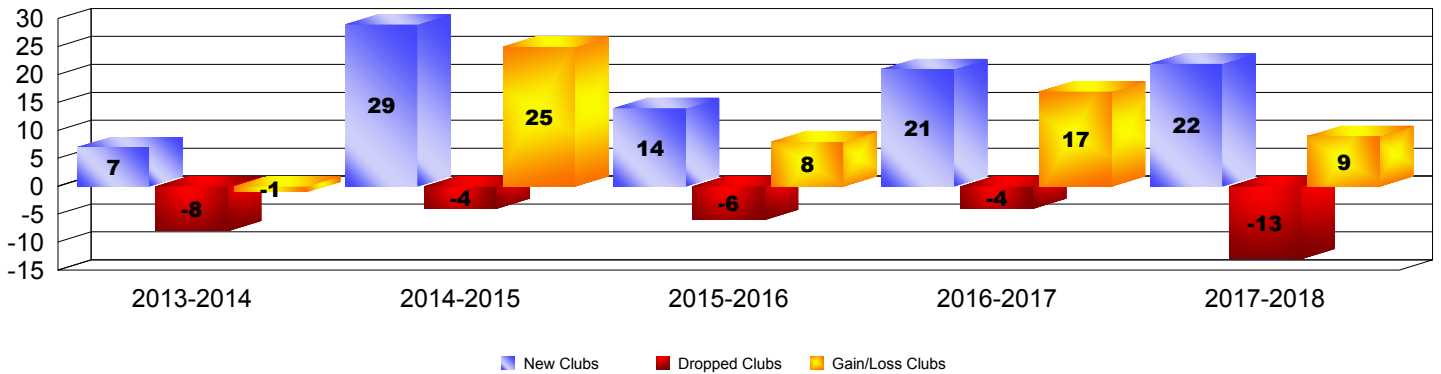
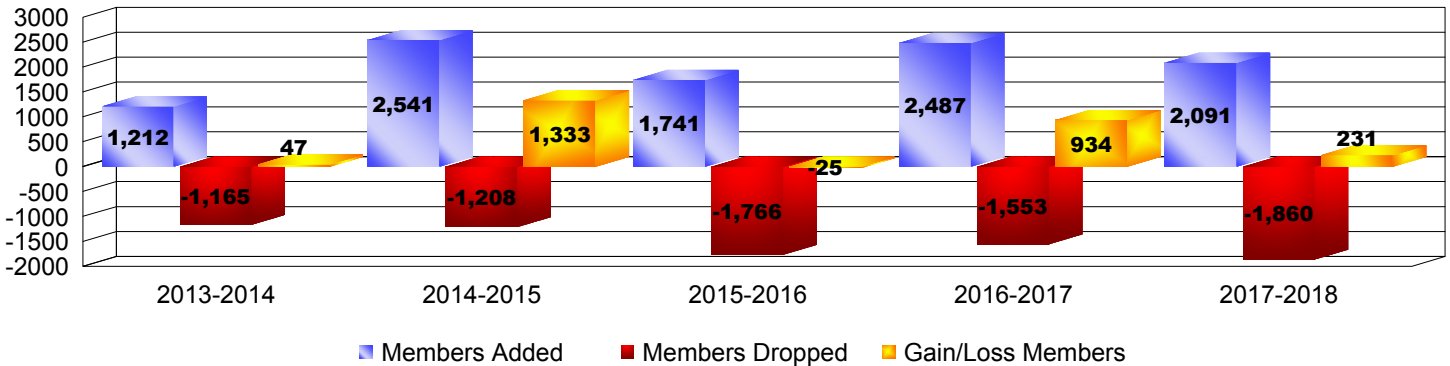


Year	New Clubs	Dropped Clubs	Gain/Loss Clubs	New Members	Charter Members	Reinstate Members	Transfer Members	Total Member Added	Total Members Dropped	Gain/Loss Members
2013-2014	7	-8	-1	837	294	53	28	1212	-1165	47
2014-2015	29	-4	25	1582	818	117	24	2541	-1208	1333
2015-2016	14	-6	8	1239	406	66	30	1741	-1766	-25
2016-2017	21	-4	17	1727	641	87	32	2487	-1553	934
2017-2018	22	-13	9	1385	589	90	27	2091	-1860	231
Average	19	-7	12	1354	550	83	28	2014	-1510	504

Clubs




Members



Membership Composition

June 2018 Cumulative



Gender Comparison

June 2018 Cumulative

